

FRAxis
CO₂ Fractional Laser

FRAxis^{DUO}
CO₂ Fractional Laser
plus RF Micro-needling

MULTI-APPLICATION WORKSTATION

FRAxis^{DUO}™

THE FIRST MULTI-APPLICATION WORKSTATION ;

The ideal combination of CO₂ laser and micro-needle fractional RF technology makes FRAXIS DUO perfect for multi-application opportunities to treat a larger range of aesthetic treatment of face and body increasing the effectiveness of the treatment and reducing side effects. It is also easily upgradable for the wide range of clinical indication with its optional surgical and gynecological applicators.

INDICATIONS

FRAXIS DUO™

- Tone & Texture
- Pore Reduction
- Wrinkle reduction
- Skin lifting & tightening
- Acne & Scar
- Whitening
- Resurfacing
- Stretch mark
- Hyperhidrosis

Smart Surgi™

- Lentigo
- Wart
- Freckles
- Small mole
- Blemishes

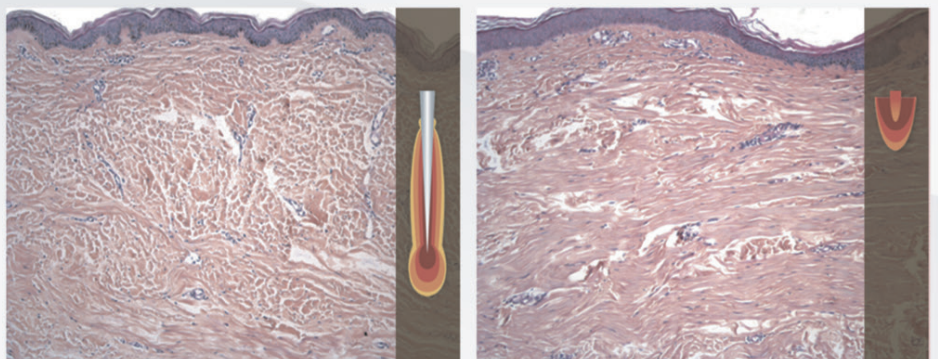
GynoLaser

- Vaginal tightening
- Urinary Incontinence

Benefits of CO₂ Fractional Laser Plus Micro-needle Fractional RF Technology

CO₂ fractional laser enables intense superficial stimulation and micro-needle fractional RF provides higher volumetric heating and deeper heat diffusion. The dual energies and various modes enable practitioners to easily select the most effective treatment depending on the indications and to achieve superior results in scars and wrinkles through a single or combined treatments.

The histopathologic study courtesy of Michael Naouri MD



6 months after treatment, pathologic examination showed dermal remodeling (collagen and elastin with orcein staining) of the full dermis with microneedle radiofrequency whereas CO₂ laser remodeling was only superficial.

CO₂ FRACTIONAL LASER

True 30 watt based high powered CO₂ fractional laser scanner delivers uniform and stable beam quality in short pulse duration and its superior ablative thermal effect induces resurfacing of the epidermis and regeneration of the dermis. Furthermore, its optimum beam size of 100 micrometers minimizes downtime and the risk of PIH for optimal treatment result.

6 different scan patterns for more treatment options

Scan size: 1x1 ~ 20x20mm
Dot distance: 0.1 ~ 2.0mm



Circle




Square



Half Circle



Ellipse

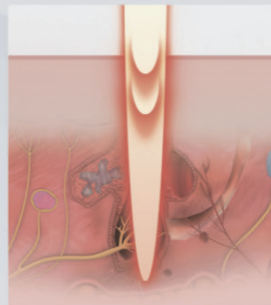


Rectangular



Triangle

CO₂ LASER BEAM PROFILE



"i-stack" function

Make it possible to deliver the deepest fractional ablative effect with lower energy via repetition stacking function (called "i-stack") by minimizing damage to the surrounding tissues mainly used for deep acne scar, burn scar and various depressed scars. It allows the practitioners to offer optimal treatment to the indication and patient's tolerance of downtime.

MICRO-NEEDLE FRACTIONAL RF

Advanced micro-needling bipolar RF technology delivers precisely controlled RF energy to selectively adjusted depths (0.5mm to 3.5mm) via its finest medical grade needle head to increase treatment efficacy for photo-aging and scars on the face and body. Also, its stepping motor based handpiece offers smooth needle delivery capability with its extremely light weight that enables comfort treatment for both practitioners and patients.

- Dimension ; 140 * Ø40(mm)
- Weight ; 205g


MTR-AC-25

25pin non-insulated micro-needle cartridges

Treatment Area ; 10*10(mm)

Max Output ; 25watt

Main usage ; mostly main indication



MTR-AC-C25

25pin semi-insulated micro-needle cartridges

Treatment Area ; 10*10(mm)

Max Output ; 25watt

Main usage ;
Required for higher thermal effect at dermis subcutaneous tissues



MTR-AC-10

10 pin non-insulated micro-needle cartridges

Treatment Area ; 0.25*18(mm)

Max Output ; 25watt

Main usage ;
stretch mark, naso labial folds, crow's feet

GYNOLASER™

VAGINAL REJUVENATION FOR ULTIMATE COMFORT AND CONFIDENCE

GynoLaser CO₂ fractional laser offers a fast, safe and highly effective minimal invasive procedure for the board variety of female disorders. GynoLaser has a 90° reflecting mirror, which provides vertical delivery of the CO₂ laser beam (8 x 8mm) onto the wall of the vagina for remodeling of vaginal connective tissue with neoformation of collagen and elastic fibers, without causing any damage to surrounding tissue.



BENEFITS OF GYNOLASER

Soft spinning rotor

is able to be rotated manually with total of 8 positions, and the full rotation can be done up to 360 degrees

Unique airflow function

will reduce the smoke interference to the laser beam and assist with turning the handset to avoid being over treated while other areas are not treated at all

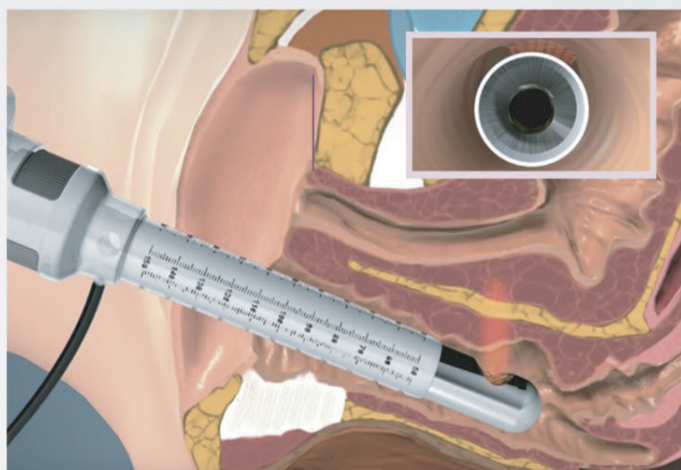
i-slide, Exclusive disposable external Slide

can prevent the entire probe from sticking to the internal tissues while the probe is spinning in 90 degrees of angle for the treatment

INDICATIONS

- Vaginal laxity
- Stress incontinence
- Vaginal itchiness & burning
- Dryness and loss of lubrication
- Vaginal and vulvar pain or discomfort
- Diminished sensation during intercourse

GYNOLASER TREATMENT PROCEDURE FOR VAGINAL REJUVENATION/STRESS INCONTINENCE



Petr Pícha, M.D.
Centre for Plastic gynecology
GynCentrum Prague

“In terms of comfort and safety, the FRAXIS CO₂ laser is suited for treating various benign indications, as well as aesthetic indications. Fraxis CO₂ laser with the GynoLaser applicator is a versatile tool, which can be used in the pulse or fractional mode, and which is reliable and very useful tool for obstetrics and gynecology aesthetics.”

BEFORE & AFTER

Michael Naouri, M.D. Acne Scars and large pores



Jae-We Cho, M.D. Burn Scars



GLOBAL KOL

FRAXIS CO₂ laser is a benchmark in terms of comfort and predictability for treatment of various benign indications as well as profitability in aesthetic indications. The advantages of the FRAXIS CO₂ laser is its reliability of use, robustness, and power related to its RF emission tube.

Michael Naouri, M.D.

Dermatology and Laser Center
International Laser Skin Center
Nogent sur Marne and Paris, France

I have found the Fraxis very useful and essential for my clinic, and it has given a big boost to my practice. I would strongly recommend this device to all my colleagues.


Shahid Javaid Akhtar, M.D.

Professor
Head of the Department of Dermatology
Punjab Medical College Faisalabad, Pakistan

FRAxis



FRAxis DUO



Fractional microneedle radiofrequency, SECRET RF could be an effective treatment for striae distensae, and its combination treatment with fractional CO₂ laser, Fraxis could be a better choice without significant adverse effects.

Jae-We Cho, M.D., Ph.D.

Department of Dermatology
Keimyung University School of Medicine
Korea

FRAXIS DUO is the multiplatform laser with short downtime. I usually use the combination treatment of RF fractional and CO₂ fractional for rejuvenation and acne scar suitable for skin type 4 or 5 and minimal erythema post laser.

Rulita Irawan M.D.

Younger Looks Aesthetic and Antiaging Clinic
Tangerang, Indonesia